

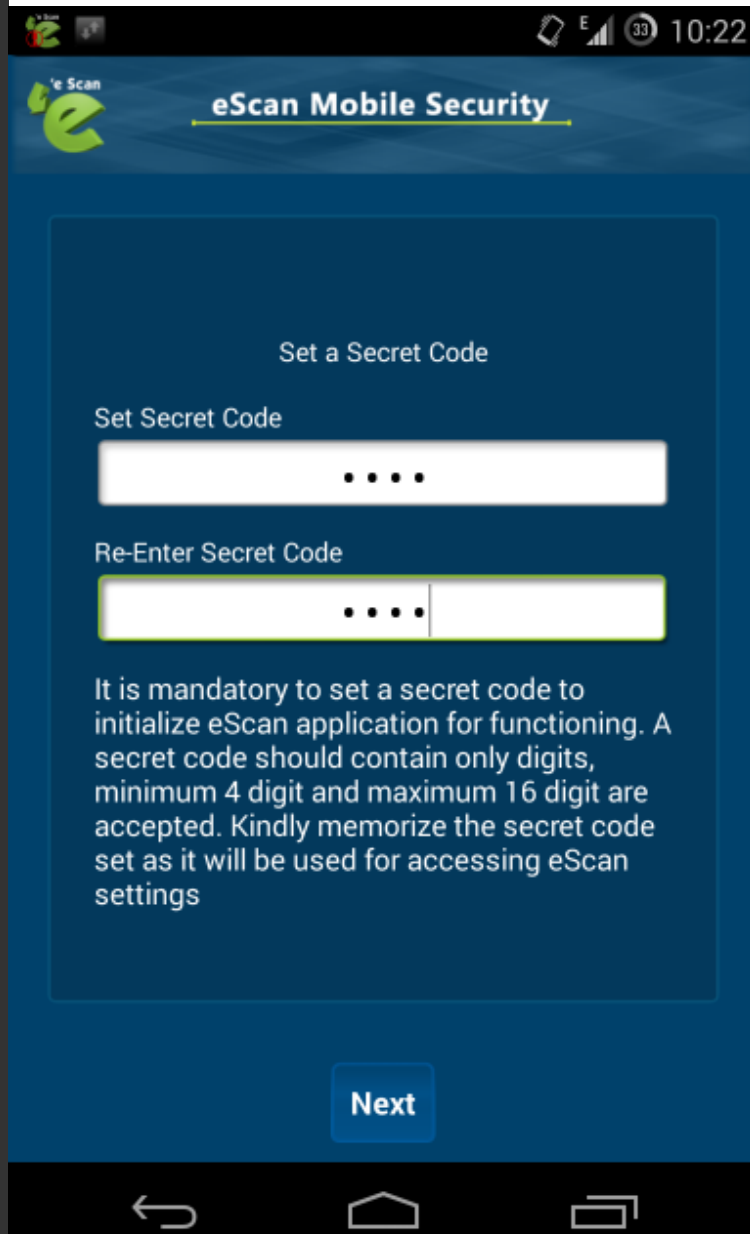
KnowYourGadget Apps eScan Antivirus: To secure your tablets and mobiles

eScan Antivirus: To secure your tablets and mobiles

Akshay Sharma · Jun 9th, 2014 · 0 Comment

Android is one of the most popular smartphone operating system and device across a wide range run on this operating system. As the operating system grew popular, the number of developers went up. While a number of popular developers are on this platform, there are a

number of developers who add malicious apps to the Google play store. Protecting your device is very important as it handles a large part of your important data. We have moved from using PCs for emails and banking to use them on mobile device. To keep your device safe from threats, the eScan mobile security is a pretty good option.

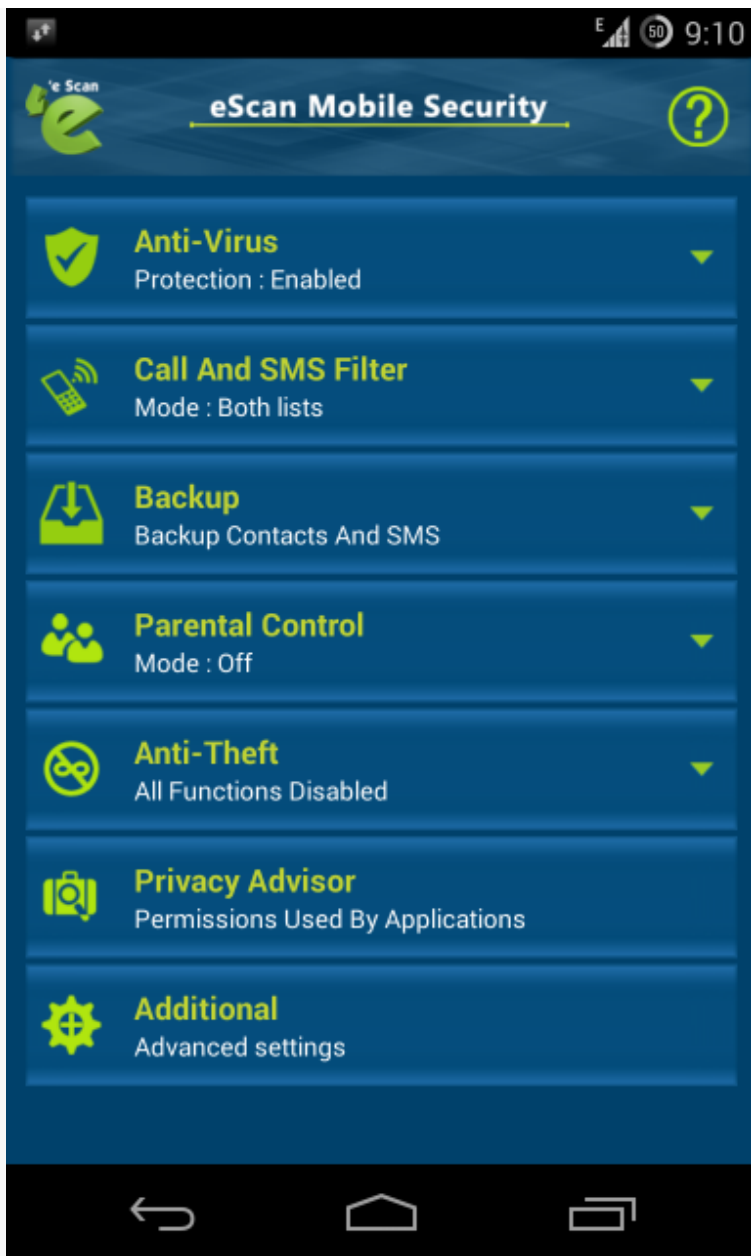


Start-up

As soon as you install the eScan security suite and run it for the first time, it will ask you to enter your details. After that it will ask you to set a numeric pin. It will install as a trial first and you will have to register manually if you have a licence key. The app would start with all the option available being displayed on the first screen itself.

Interface

The interface of the eScan mobile security suite is simple and easy to find way through. While the interface is nice, the choice of colours is rather dull. The background is a dark shade of blue with the icons and large fonts in yellow. The smaller fonts are in white. From the first screen itself, you get the option to access most of the settings directly. Tap on a category and a drop down menu will display the related operations that you can use. While we might not like the colours, the design is pretty good and we like the simplicity of the interface.

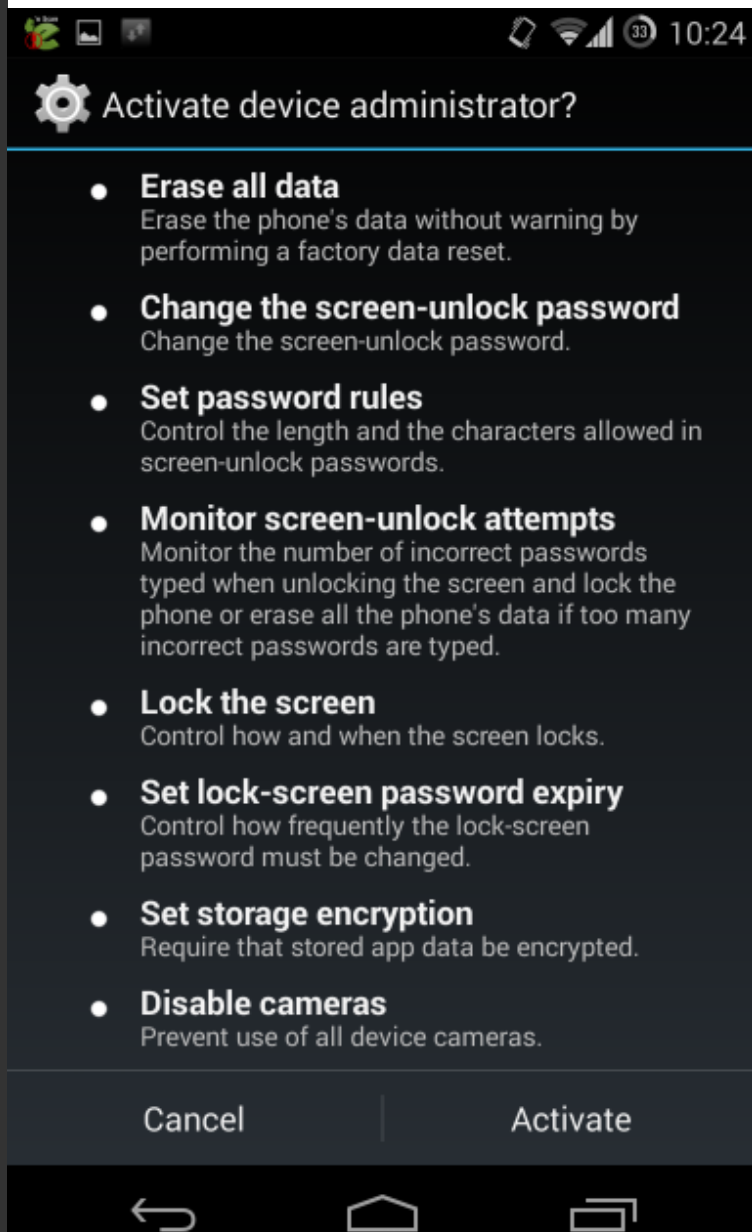


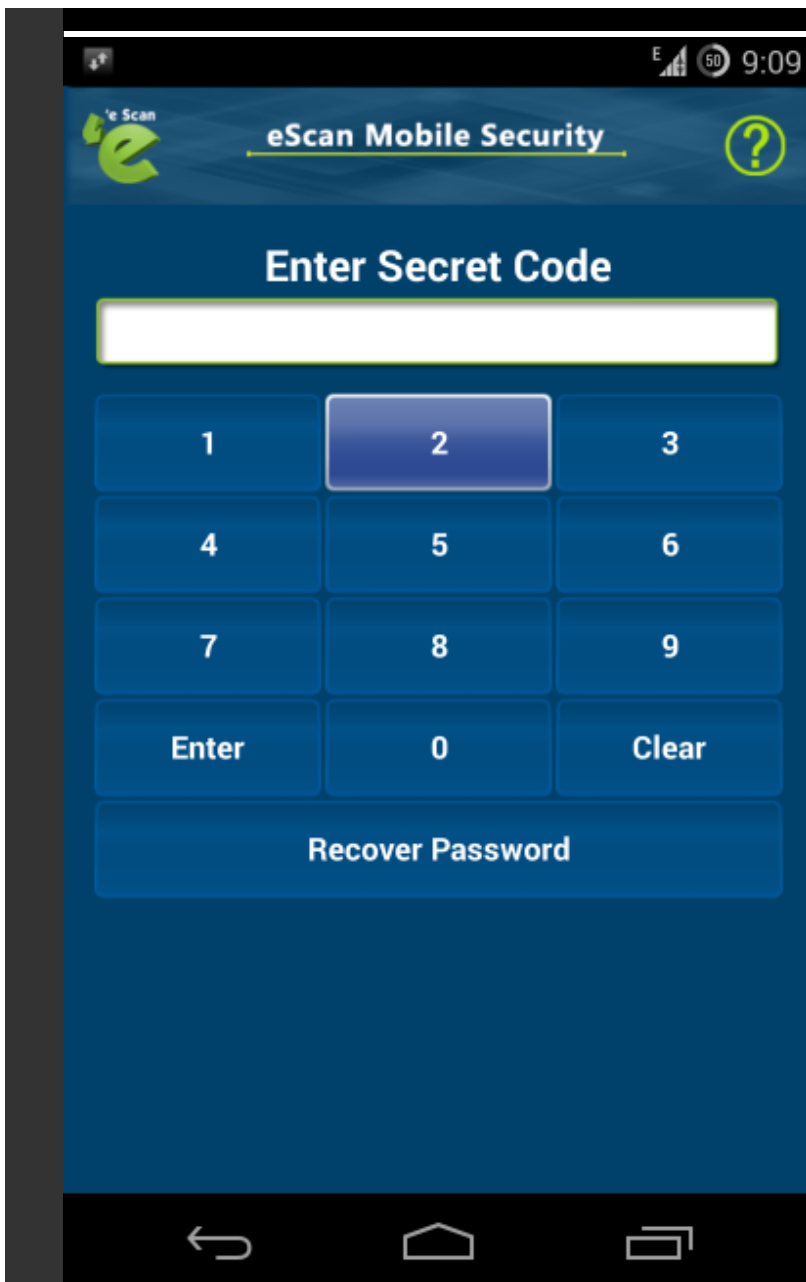
Simple and neat interface

Anti-Virus

The name itself would have described what it is about. Under this you find the option to scan your device, update the security definitions and the settings for anti-virus. You can set the

antivirus to scan whenever a new app is installed. You can also set it to scan when the device is turned on or set it to scan according to a schedule. It can scan the entire storage or scan just the program files. It also gives you the option to change the update schedule to avoid adding to your data costs.





Call and SMS filter

You can use this option to filter out unwanted calls and messages. You can add phone numbers to black list and white list and then use these lists to control the calls and messages

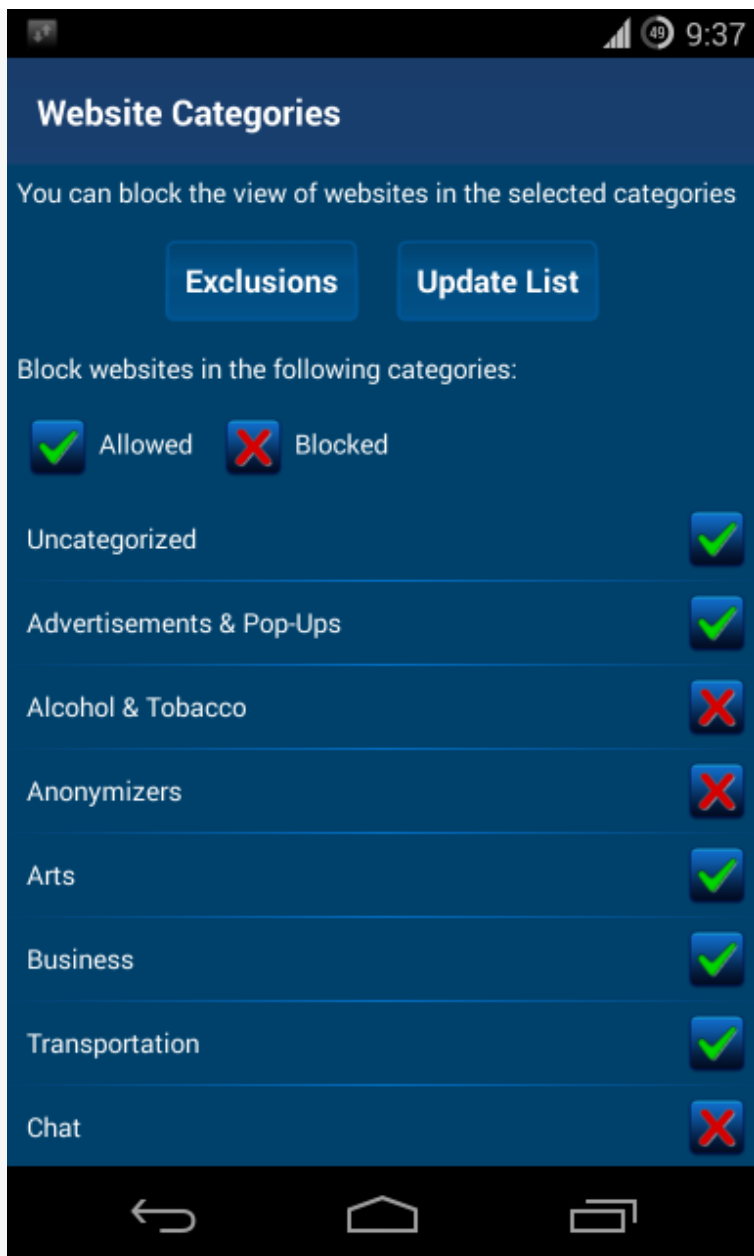
that you allow or block. You can also set it to block all unknown calls. The filter can also prevent advertisement texts by using the option to block text from non-numeric senders. While the system offers a lot of options, it isn't very fast in blocking calls. After trying it for a few days, I decided to switch back to the call blocker offered in the cyanogen mod ROM.

Backup

The backup option allows you to keep a backup of your SMSs and contacts. You can also use the same option to restore your previously saved backups.

Parental control

You can use this option to control what applications and websites the device user has access to. You can allow specific apps to run on the device and disable the access to others. It is the same story with the websites. You can block websites across multiple categories like advertising, social networking, criminal activity etc. It already comes with various websites under these categories and you can simply select a category to block the websites in that list.



Parental Control

Anti-theft

The anti-theft feature on this security suite offers you the typical features you find on any other similar suite. You can remotely block the device by sending a SMS command to your number.

You can also trigger remote wipe of the data on your device by sending a SMS command. You can choose to wipe just the personal data or personal data along with all the files and folders on your device.

It also offers the option to block the device when SIM card is replaced. It would also send a text message to a preset number when the SIM card is replaced. There is also an option to track the device via GPS by sending a SMS command. On receiving the command, it would start sending GPS coordinates to your email id.

Verdict

We have been using the eScan Mobile Security for a while now and have started to like most of its features. The parental control feature is pretty good and would let you keep a check on what content your kids watch on their devices. The antitheft feature is pretty standard and doesn't come with any bells and whistles. The anti-virus is good and the call filter offers a lot of options. We didn't like the colours of the interface much but that might just be a personal opinion and the layout is simple. Overall we would give a go sign to you if you are planning to use this security suite. It is available with one, three or lifetime licence. You can first install and use it as a trial so that you can decide if you like it or not.

freak, Formula 1 fan, tech enthusiast, adrenaline junkie, amateur photographer, music lover, foodie, student, blogger. He started off with bikes at an early age and it has been a love affair ever since. Like every other motoring enthusiast, he loves to do crazy speeds. He is more into modern machines than the classics and has a thing for big street fighter bikes. He is also a tech enthusiast and likes to keep in pace with the crazy world of technology.